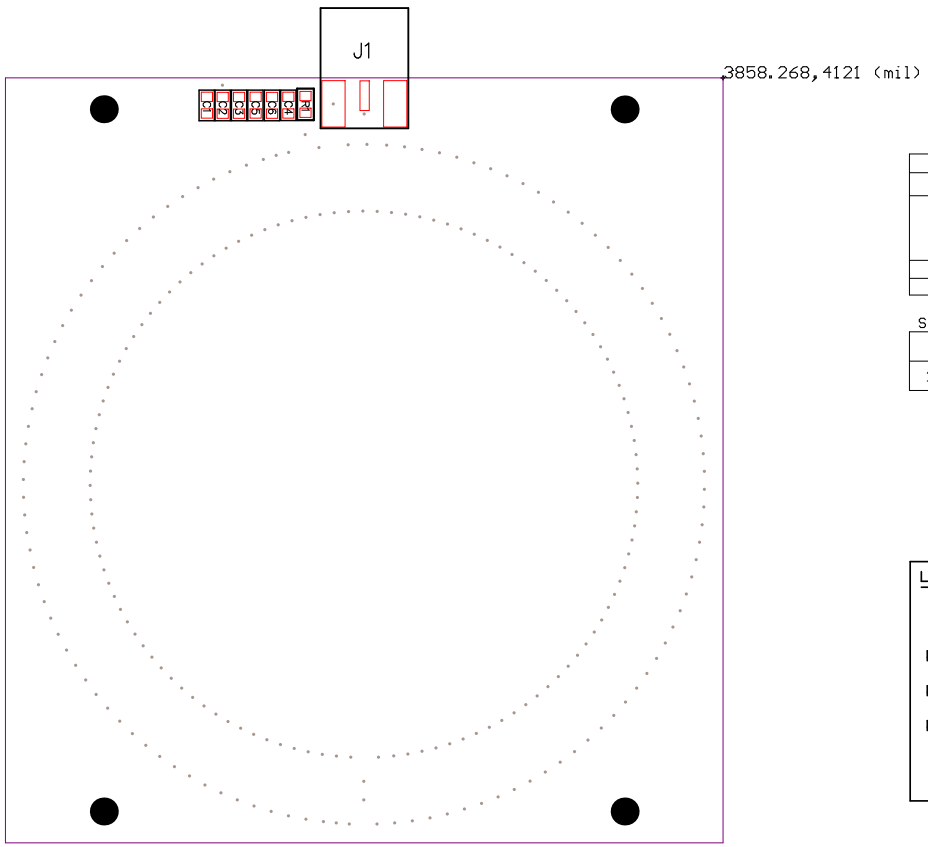

3.5 Inch RFID Antenna	
Part Number: ???	
Property of ANALOG DEVICES	Rev A
Drill and Mechanical Layer	
JAN 10 2022	Units in mils

SIZE	QTY	SYM	PLATED	TOLERANCE
18	244	·	YES	+/- 0.003
150	4		NO	+/- 0.003

Notes:

1. Material: RoHS Compliant FR-4 or similar laminate material
2. Board Dimensions: 3.858 x 4.121 Inches
3. Board Thickness: 0.062 mils +/- 20%

3a. PCB prepreg thickness minimal standard thickness. (nothing experimental)
Purpose is to space layer 1 and 4 as far from the two inner layers as far as possible

4. Layers: 4
5. Minimum Trace Width / Trace Spacing: 20mil / 8mil
6. Copper Thickness: 1oz on all layers
7. Surface mount pads: 17
8. Through holes: Quantity = 248, minimum size = 0.018 mil
9. Soldermask: Green
10. Legend: White on Top and Bottom
11. Plating: Best plating option for lead free
12. Finish: Best finish option for lead free
13. Vendor Logo & date code: Allowed on bottom side
14. Testing Needed: NO
15. Tolerances:
    - Plated-through holes +/- 0.003
    - Metal to Metal +/- 0.003
    - Legend to legend +/- no preference
    - Soldermask to Metal +/- 0.003

Layer Stack Up Detail

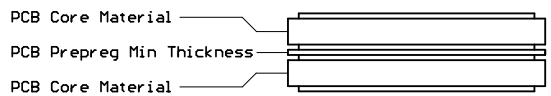

3858.268,4121 (mil)

3.5 Inch RFID Antenna	
Part Number: ???	
Property of ANALOG DEVICES	Rev A
Drill and Mechanical Layer	
JAN 10 2022	Units in mils

SIZE	QTY	SYM	PLATED	TOLERANCE
18	244	•	YES	+/- 0.003
150	4		NO	+/- 0.003

Notes:

1. Material: RoHS Compliant FR-4 or similar laminate material
2. Board Dimensions: 3.858 x 4.121 Inches
3. Board Thickness: 0.062 mils +/- 20%

3a. PCB prepreg thickness minimal standard thickness. (nothing experimental)
Purpose is to space layer 1 and 4 as far from the two inner layers as far as possible

4. Layers: 4
5. Minimum Trace Width / Trace Spacing: 20mil / 8mil
6. Copper Thickness: 1oz on all layers
7. Surface mount pads: 17
8. Through holes: Quantity = 248, minimum size = 0.018 mil
9. Soldermask: Green
10. Legend: White on Top and Bottom
11. Plating: Best plating option for lead free
12. Finish: Best finish option for lead free
13. Vendor Logo & date code: Allowed on bottom side
14. Testing Needed: NO
15. Tolerances:
    Plated-through holes +/- 0.003
    Metal to Metal +/- 0.003
    Legend to legend +/- no preference
    Soldermask to Metal +/- 0.003

Layer Stack Up Detail

Top Overlay

Top Layer

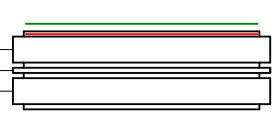

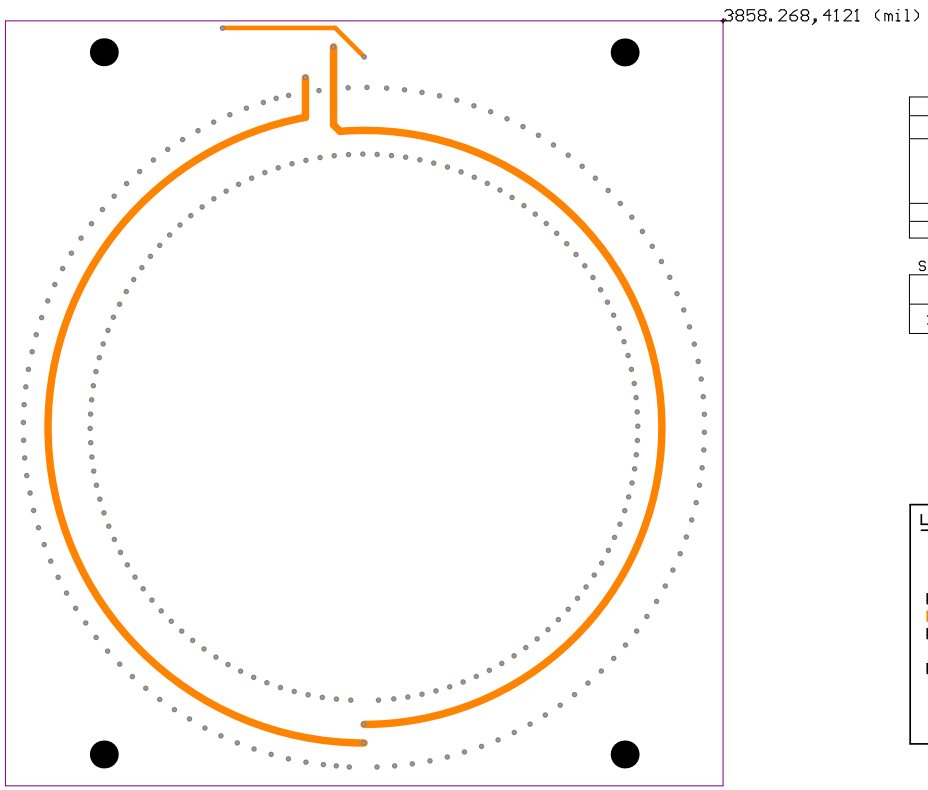

3.5 Inch RFID Antenna	
Part Number: ???	
Property of ANALOG DEVICES	Rev A
Drill and Mechanical Layer	
JAN 10 2022	Units in mils

SIZE	QTY	SYM	PLATED	TOLERANCE
18	244	•	YES	+/- 0.003
150	4		NO	+/- 0.003

Notes:

1. Material: RoHS Compliant FR-4 or similar laminate material
2. Board Dimensions: 3.858 x 4.121 Inches
3. Board Thickness: 0.062 mils +/- 20%

3a. PCB prepreg thickness minimal standard thickness. (nothing experimental)
Purpose is to space layer 1 and 4 as far from the two inner layers as far as possible

4. Layers: 4
5. Minimum Trace Width / Trace Spacing: 20mil / 8mil
6. Copper Thickness: 1oz on all layers
7. Surface mount pads: 17
8. Through holes: Quantity = 248, minimum size = 0.018 mil
9. Soldermask: Green
10. Legend: White on Top and Bottom
11. Plating: Best plating option for lead free
12. Finish: Best finish option for lead free
13. Vendor Logo & date code: Allowed on bottom side
14. Testing Needed: NO
15. Tolerances:
    - Plated-through holes +/- 0.003
    - Metal to Metal +/- 0.003
    - Legend to legend +/- no preference
    - Soldermask to Metal +/- 0.003

Layer Stack Up Detail

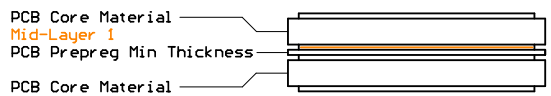

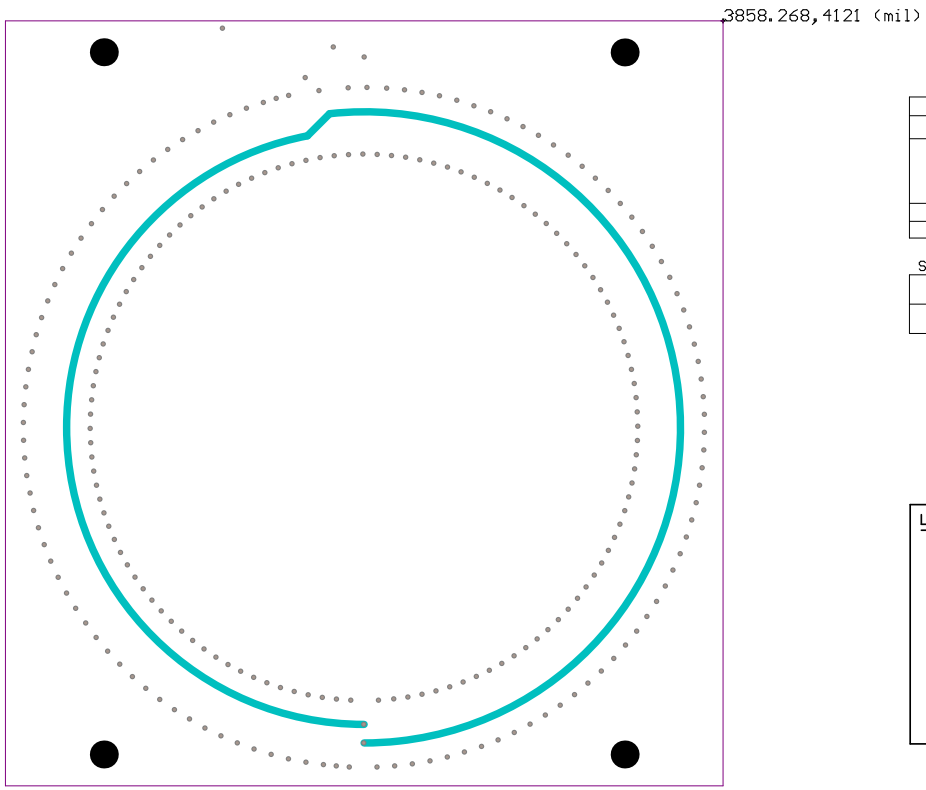

3.5 Inch RFID Antenna	
Part Number: ???	
Property of ANALOG DEVICES	Rev A
Drill and Mechanical Layer	
JAN 10 2022	Units in mils

SIZE	QTY	SYM	PLATED	TOLERANCE
18	244	•	YES	+/- 0.003
150	4		NO	+/- 0.003

Notes:

1. Material: RoHS Compliant FR-4 or similar laminate material
2. Board Dimensions: 3.858 x 4.121 Inches
3. Board Thickness: 0.062 mils +/- 20%

3a. PCB prepreg thickness minimal standard thickness. (nothing experimental)
Purpose is to space layer 1 and 4 as far from the two inner layers as far as possible

4. Layers: 4
5. Minimum Trace Width / Trace Spacing: 20mil / 8mil
6. Copper Thickness: 1oz on all layers
7. Surface mount pads: 17
8. Through holes: Quantity = 248, minimum size = 0.018 mil
9. Soldermask: Green
10. Legend: White on Top and Bottom
11. Plating: Best plating option for lead free
12. Finish: Best finish option for lead free
13. Vendor Logo & date code: Allowed on bottom side
14. Testing Needed: NO
15. Tolerances:
    Plated-through holes +/- 0.003
    Metal to Metal +/- 0.003
    Legend to legend +/- no preference
    Soldermask to Metal +/- 0.003

Layer Stack Up Detail

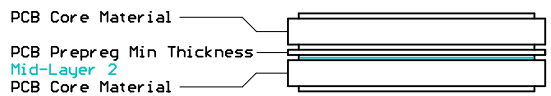

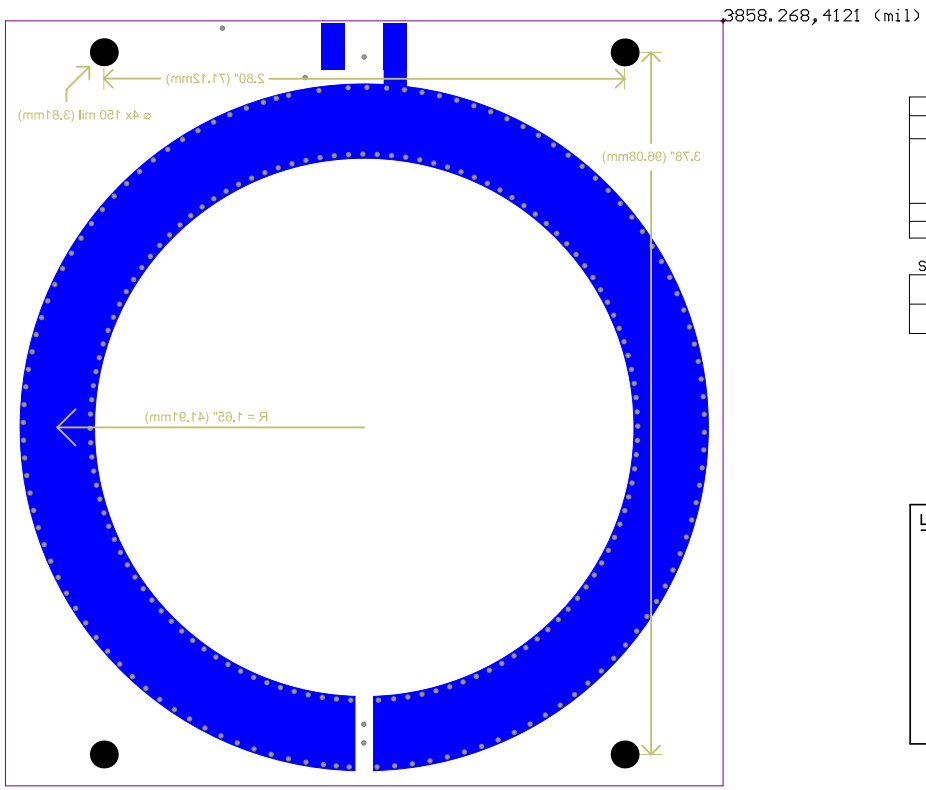

3.5 Inch RFID Antenna	
Part Number: ???	
Property of ANALOG DEVICES	Rev A
Drill and Mechanical Layer	
JAN 10 2022	Units in mils

SIZE	QTY	SYM	PLATED	TOLERANCE
18	244	•	YES	+/- 0.003
150	4		NO	+/- 0.003

Notes:

1. Material: RoHS Compliant FR-4 or similar laminate material
2. Board Dimensions: 3.858 x 4.121 Inches
3. Board Thickness: 0.062 mils +/- 20%

3a. PCB prepreg thickness minimal standard thickness. (nothing experimental)
Purpose is to space layer 1 and 4 as far from the two inner layers as far as possible

4. Layers: 4
5. Minimum Trace Width / Trace Spacing: 20mil / 8mil
6. Copper Thickness: 1oz on all layers
7. Surface mount pads: 17
8. Through holes: Quantity = 248, minimum size = 0.018 mil
9. Soldermask: Green
10. Legend: White on Top and Bottom
11. Plating: Best plating option for lead free
12. Finish: Best finish option for lead free
13. Vendor Logo & date code: Allowed on bottom side
14. Testing Needed: NO
15. Tolerances:
    Plated-through holes +/- 0.003
    Metal to Metal +/- 0.003
    Legend to legend +/- no preference
    Soldermask to Metal +/- 0.003

Layer Stack Up Detail

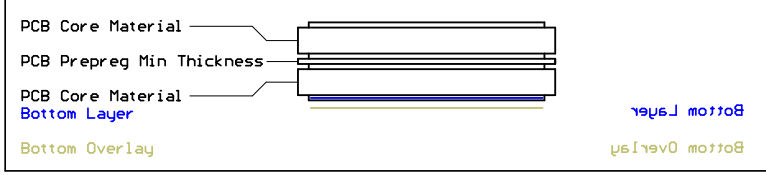

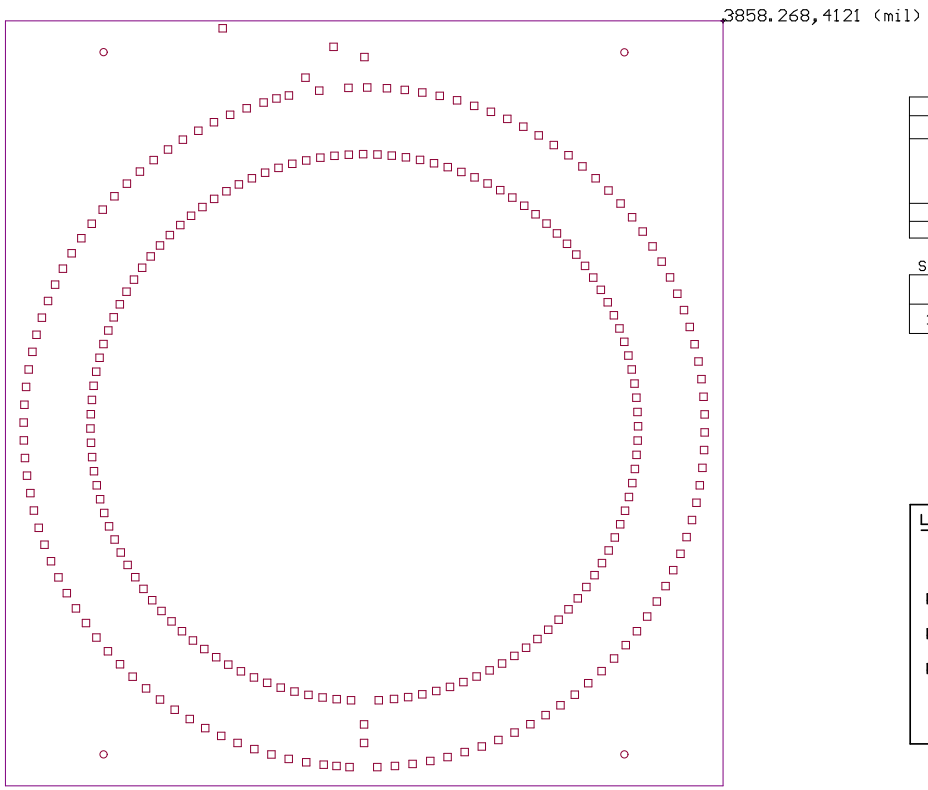

3.5 Inch RFID Antenna	
Part Number: ???	
Property of ANALOG DEVICES	Rev A
Drill and Mechanical Layer	
JAN 10 2022	Units in mils

SIZE	QTY	SYM	PLATED	TOLERANCE
18	244	□	YES	+/- 0.003
150	4	○	NO	+/- 0.003

Notes:

1. Material: RoHS Compliant FR-4 or similar laminate material
2. Board Dimensions: 3.858 x 4.121 Inches
3. Board Thickness: 0.062 mils +/- 20%

3a. PCB prepreg thickness minimal standard thickness. (nothing experimental)
Purpose is to space layer 1 and 4 as far from the two inner layers as far as possible

4. Layers: 4
5. Minimum Trace Width / Trace Spacing: 20mil / 8mil
6. Copper Thickness: 1oz on all layers
7. Surface mount pads: 17
8. Through holes: Quantity = 248, minimum size = 0.018 mil
9. Soldermask: Green
10. Legend: White on Top and Bottom
11. Plating: Best plating option for lead free
12. Finish: Best finish option for lead free
13. Vendor Logo & date code: Allowed on bottom side
14. Testing Needed: NO
15. Tolerances:
    Plated-through holes +/- 0.003
    Metal to Metal +/- 0.003
    Legend to legend +/- no preference
    Soldermask to Metal +/- 0.003

Layer Stack Up Detail

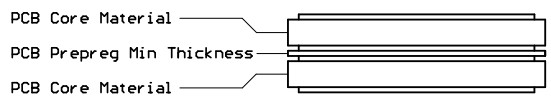



3.5 Inch RFID Antenna	
Part Number: ???	
Property of ANALOG DEVICES	Rev A
Drill and Mechanical Layer	
JAN 10 2022	Units in mils

SIZE	QTY	SYM	PLATED	TOLERANCE
18	244	+	YES	+/- 0.003
150	4	+	NO	+/- 0.003

Notes:

1. Material: RoHS Compliant FR-4 or similar laminate material
2. Board Dimensions: 3.858 x 4.121 Inches
3. Board Thickness: 0.062 mils +/- 20%

3a. PCB prepreg thickness minimal standard thickness. (nothing experimental)
Purpose is to space layer 1 and 4 as far from the two inner layers as far as possible

4. Layers: 4
5. Minimum Trace Width / Trace Spacing: 20mil / 8mil
6. Copper Thickness: 1oz on all layers
7. Surface mount pads: 17
8. Through holes: Quantity = 248, minimum size = 0.018 mil
9. Soldermask: Green
10. Legend: White on Top and Bottom
11. Plating: Best plating option for lead free
12. Finish: Best finish option for lead free
13. Vendor Logo & date code: Allowed on bottom side
14. Testing Needed: NO
15. Tolerances:
    Plated-through holes +/- 0.003
    Metal to Metal +/- 0.003
    Legend to legend +/- no preference
    Soldermask to Metal +/- 0.003
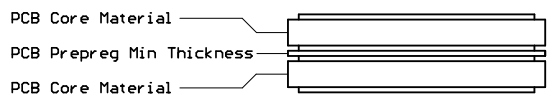
Layer Stack Up Detail